






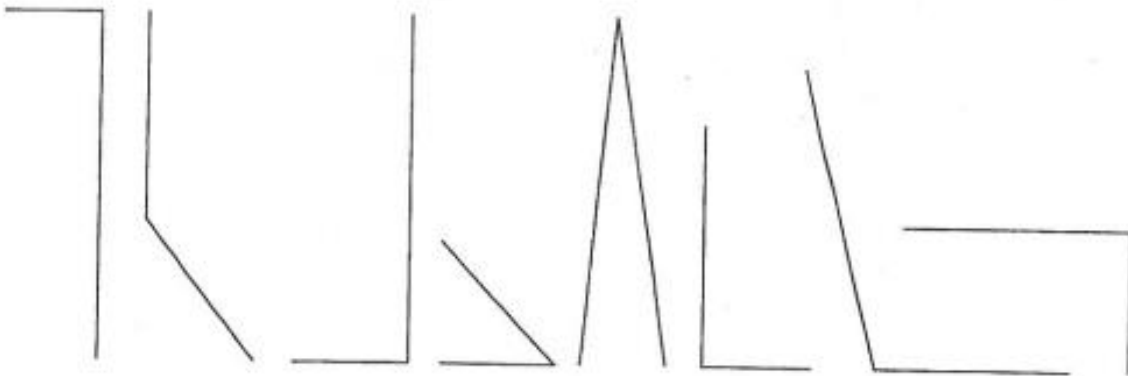
Meetkunde:

1. Noteer de juiste naam.

Kies uit: de driehoek, het vierkant, de rechthoek, de cirkel

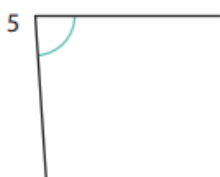
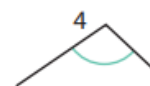
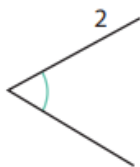


2. Omcirkel de rechte hoek.




3. Schrijf het cijfer in de juiste kolom.


rechte hoeken	scherpe hoeken	stompe hoeken



4. Maak het ei af.

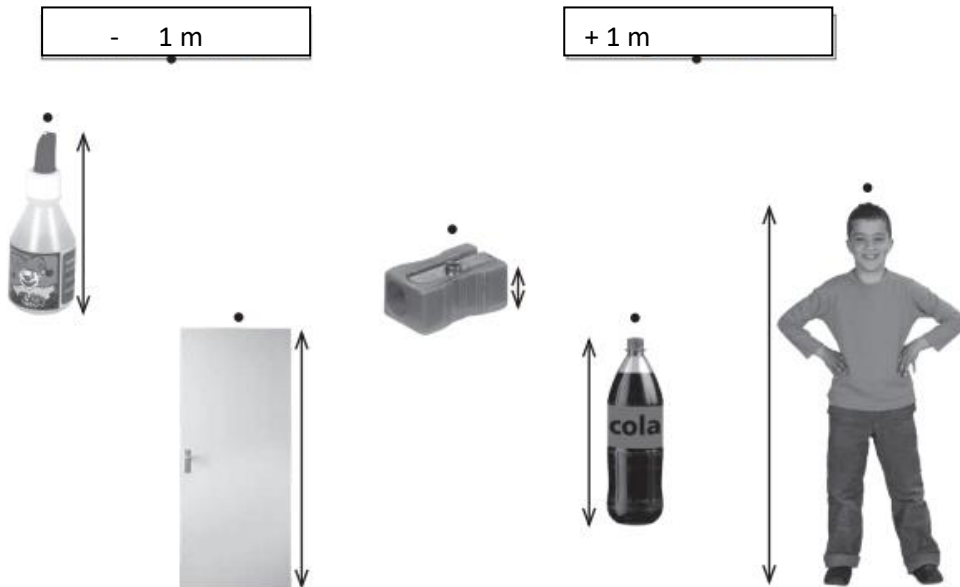


5. Maak de tekening af.



Metend rekenen:

1. Verbind correct.
















2. Noteer hoe laat het is.





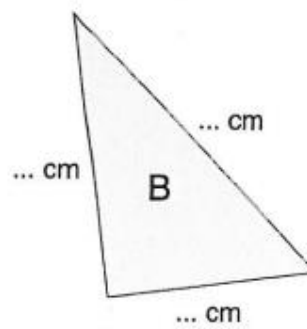
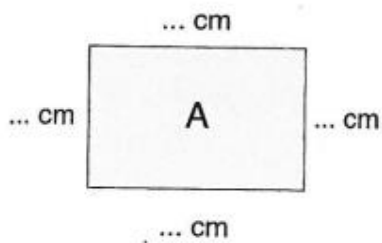
3. Kruis aan waarmee je moet betalen.

								
	€ 8,25							
	€ 3,75							
	€ 7,50							
	€ 5,80							
	€ 2,80							
	€ 6,20							

4. Bereken het totaal.

				.....euro .....cent
				.....euro .....cent
				.....euro

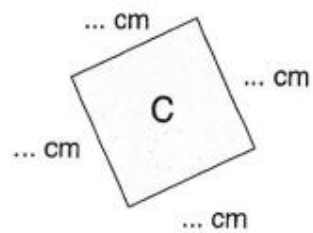
5. Bereken de omtrek.



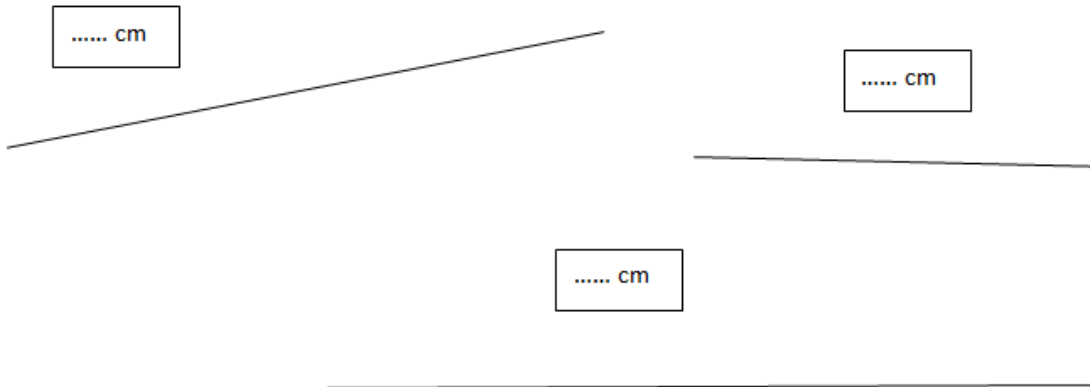
De omtrek van vlakstuk A is \_\_\_\_\_ cm.

De omtrek van vlakstuk B is \_\_\_\_\_ cm.

De omtrek van vlakstuk C is \_\_\_\_\_ cm.



6. Noteer hoelang de lijn is.



7. Vul aan.

2 uur later

Het is 7u30

Het is .....

The first clock shows the time 7:30. An arrow labeled "2 uur later" points to the second clock, which shows the time 9:30.

een uur vroeger

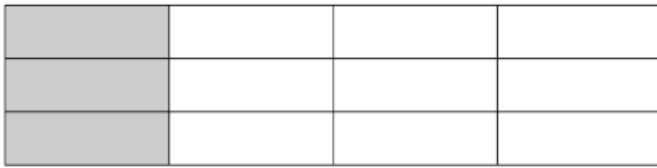
Het is 4u15

Het is .....

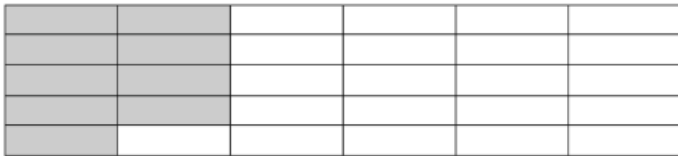
The first clock shows the time 4:15. An arrow labeled "een uur vroeger" points to the second clock, which shows the time 3:15.



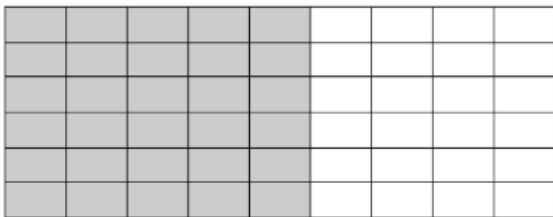
8. Noteer de breuk.



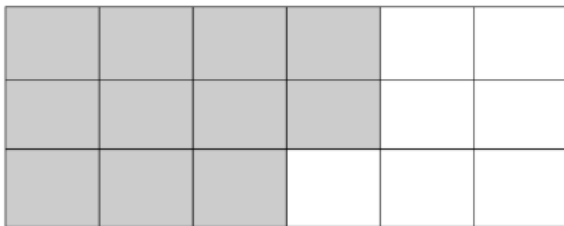
—



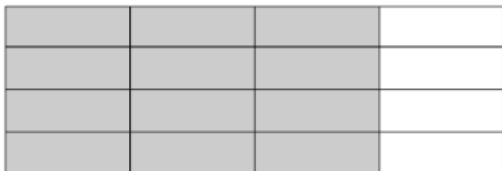
—



—



—



—

Wereldoriëntatie:

9. Kleur de weg.



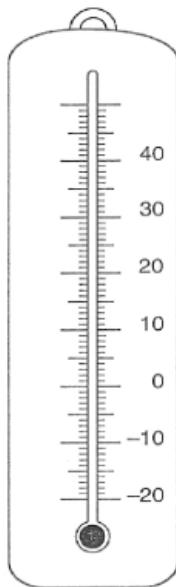
van		naar	
van		naar	
van		naar	



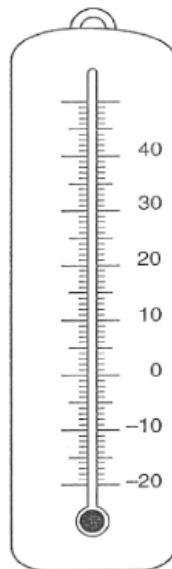
10. Vul de kalender aan.

.....							<b>Februari</b>							<b>Maart</b>							<b>April</b>											
Nr.	M	D	W	D	V	Z	Z	Nr.	M	D	W	D	V	Z	Z	Nr.	M	D	W	D	V	Z	Z	Nr.	M	D	W	D	V	Z	Z	
1	1	2	3	4	5	6	7	5				1	2	3	4	9					1	2	3	4	13							1
2	8	9	10	11	12	13	14	6	5	6	7	8	9	10	11	10	5	6	7	8	9	10	11	14	2	3	4	5	6	7	8	
3	15	16	17	18	19	20	21	7	12	13	14	15	16	17	18	11	12	13	14	15	16	17	18	15	9	10	11	12	13	14	15	
4	22	23	24	25	26	27	28	8	19	20	21	22	23	24	25	12	19	20	21	22	23	24	25	16	16	17	18	19	20	21	22	
5	29	30	31					9	26	27	28					13	26	27	28	29	30	31		17	23	24	25	26	27	28	29	
																								18	30							
<b>Mei</b>							.....							<b>Juli</b>							<b>Augustus</b>											
Nr.	M	D	W	D	V	Z	Z	Nr.	M	D	W	D	V	Z	Z	Nr.	M	D	W	D	V	Z	Z	Nr.	M	D	W	D	V	Z	Z	
18		1	2	3	4	5	6	22					1	2	3	26							1	31			1	2	3	4	5	
19	7	8	9	10	11	12	13	23	4	5	6	7	8	9	10	27	2	3	4	5	6	7	8	32	6	7	8	9	10	11	12	
20	14	15	16	17	18	19	20	24	11	12	13	14	15	16	17	28	9	10	11	12	13	14	15	33	13	14	15	16	17	18	19	
21	21	22	23	24	25	26	27	25	18	19	20	21	22	23	24	29	16	17	18	19	20	21	22	34	20	21	22	23	24	25	26	
22	28	29	30	31				26	25	26	27	28	29	30	30	23	24	25	26	27	28	29	35	27	28	29	30	31				
															31	30	31															
<b>September</b>							<b>Oktober</b>							.....							<b>December</b>											
Nr.	M	D	W	D	V	Z	Z	Nr.	M	D	W	D	V	Z	Z	Nr.	M	D	W	D	V	Z	Z	Nr.	M	D	W	D	V	Z	Z	
35						1	2	40	1	2	3	4	5	6	7	44					1	2	3	4	48						1	2
36	3	4	5	6	7	8	9	41	8	9	10	11	12	13	14	45	5	6	7	8	9	10	11	49	3	4	5	6	7	8	9	
37	10	11	12	13	14	15	16	42	15	16	17	18	19	20	21	46	12	13	14	15	16	17	18	50	10	11	12	13	14	15	16	
38	17	18	19	20	21	22	23	43	22	23	24	25	26	27	28	47	19	20	21	22	23	24	25	51	17	18	19	20	21	22	23	
39	24	25	26	27	28	29	30	44	29	30	31					48	26	27	28	29	30			52	24	25	26	27	28	29	30	
															49								1	31								

11. Kleur de temperatuur.

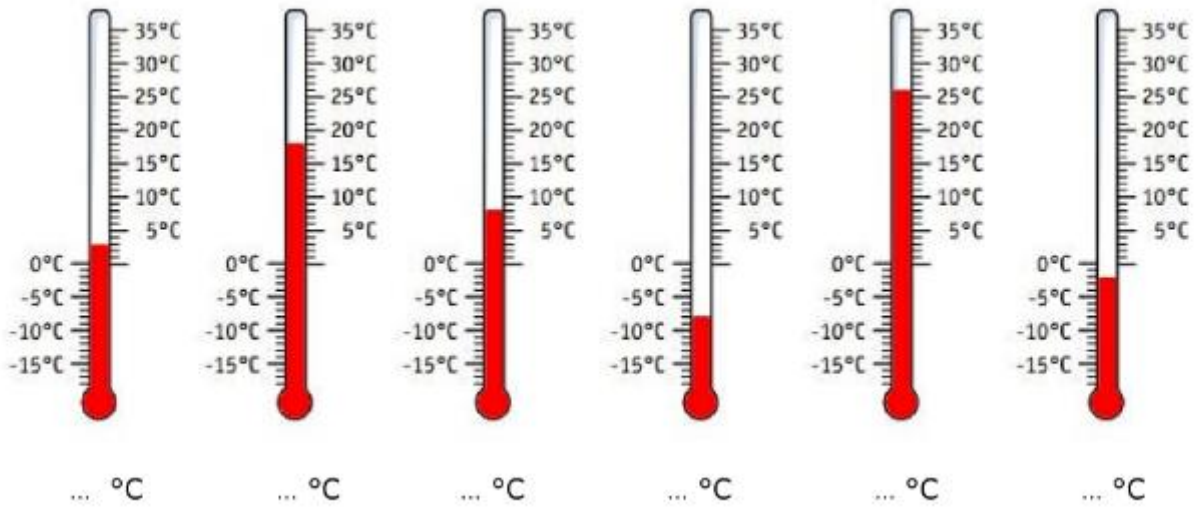


15 graden




- 12 graden


12. Noteer wat de temperatuur is.



13. Kleur de vuilbakken in de juiste kleur en verbind het afval.



Spelletjes:



h	v	r	w	a	o	c	w	n	m	d	c	e	p	z
p	y	u	p	t	r	o	w	r	f	x	w	g	h	e
s	g	y	k	a	m	k	v	o	w	o	g	k	n	d
o	d	j	k	o	a	y	w	p	r	e	o	v	a	p
e	i	e	r	e	n	s	i	s	v	t	m	m	r	o
i	s	z	g	k	d	i	h	t	v	b	e	a	c	o
x	c	u	i	r	n	e	j	a	h	p	s	l	i	p
g	i	s	u	u	t	j	f	n	a	a	x	p	s	t
h	p	b	n	i	s	l	n	d	x	s	t	y	q	p
l	e	f	s	s	a	l	e	i	g	e	t	b	j	q
l	l	b	t	b	h	o	w	n	l	n	v	l	a	a
n	e	k	i	u	k	v	y	g	t	u	l	p	s	r
u	n	c	h	o	c	o	l	a	d	e	z	n	g	e
e	p	o	y	a	v	o	n	d	m	a	a	l	o	m
v	p	y	r	r	y	u	n	e	h	u	b	x	d	y

Pasen  
 kuiken  
 lente  
 tulp

paashaas  
 wortel  
 konijn  
 narcis

chocolade  
 eieren  
 mand  
 avondmaal

Jezus